



LANCASTER  
MENNONITE

FAITH • EDUCATION • COMMUNITY



# 2025 Financial Report

**A current snapshot, based on our fiscal year ending June 30, 2025 review by Brown, Schultz, Sheridan & Fritz.**

This is a high-level view of our financials. If you are interested in more detail or have any questions, please contact Lorri Hengst, CFO at [hengstlk@lancastermennonite.org](mailto:hengstlk@lancastermennonite.org) or 717-740-2434.

# FINANCIAL REPORT

By Lorri Hengst, LM Chief Financial Officer

As part of Lancaster Mennonite's three-year Strategic Plan (2023–2026), we are focused on building a strong financial foundation to support excellent education rooted in Christ and guided by Scripture for years to come.

This means using every resource wisely to help students grow—not just academically, but in their faith and character as well.

Here's how that comes to life each day:

- **Investing in student programs and daily operations** through growing donor support and fundraising
- **Stewarding resources carefully and intentionally** to advance our mission
- **Paying attention to what's working** so we can strengthen programs and better support student growth

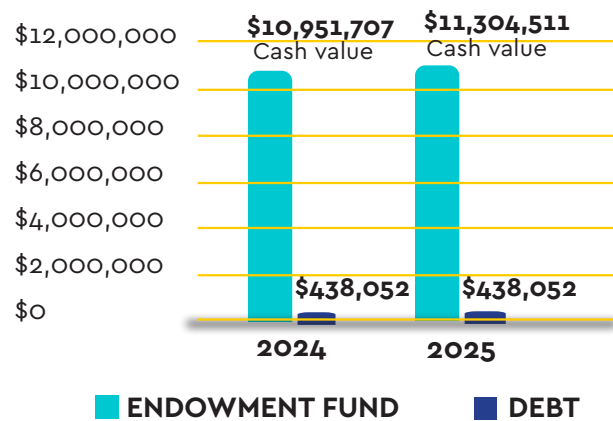
None of this happens without you.

We are deeply grateful for the generosity and partnership of our community. **Because of you, students are building a strong foundation of Christian faith and learning to live with purpose and serve others.**

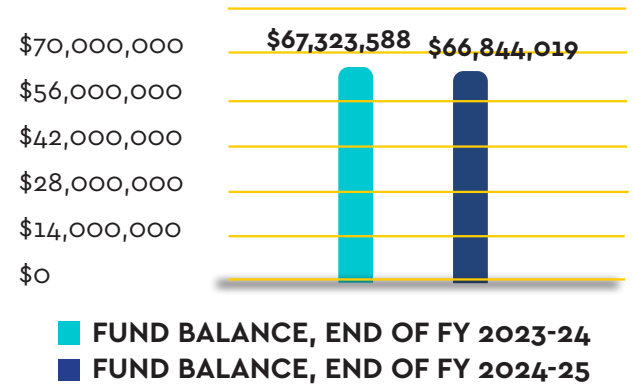


**Endowment funds increased \$352K** due to higher performance in the market and growth in endowment giving.

## ENDOWMENT AND DEBT



## OPERATING FUND BALANCES



**Thank you to the individuals, businesses, churches and foundations who partner with LM!**

# 2024-2025 REVENUE & EXPENSES



## REVENUE \$12,594,866



- CLASS/LAB FEES  
\$25,167
- CONTRIBUTIONS OF NONFINANCIAL ASSETS  
\$25,499
- GRANTS  
\$62,500
- STATE FUNDS (ACT 90/195)  
\$93,024
- FUNDRAISING REVENUE  
\$184,719
- OTHER SOURCES  
\$406,200
- TUITION TAX CREDITS (EITC/OSTC/SPE)  
\$758,053
- GIFTS  
\$973,212
- PROGRAM REVENUE  
\$1,443,773
- OTHER INCOME (RENTALS & INVESTMENT EARNINGS)  
\$2,034,226
- TUITION & FEES  
\$6,588,493

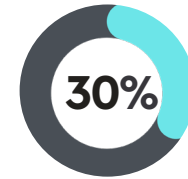
## EXPENSES \$13,605,472



- OTHER EXPENSES, INTEREST  
\$132,727
- FUNDRAISING  
\$461,506
- MANAGEMENT & GENERAL  
\$2,718,659
- PROGRAM  
\$10,292,580

**Program Expenses** are healthy at 76% of overall expenses.

## STUDENT AID

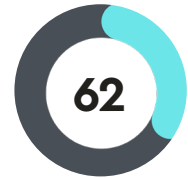


### FINANCIAL AID

**30% of our students** were awarded need-based financial aid in the '24-'25 school year.



On average our students received a financial aid award of **\$5,023** for need-based aid in the '24-'25 school year.

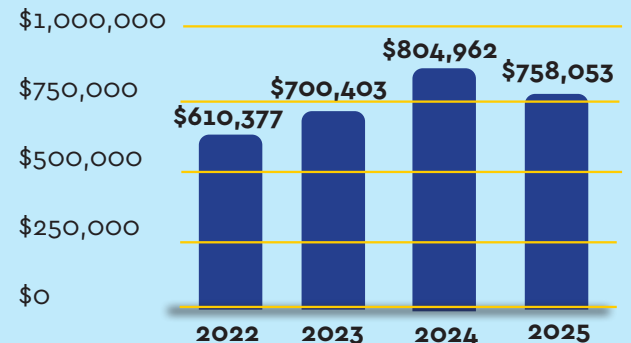


**62 donors** provided financial aid through PA's Educational Improvement Tax Credit (EITC).

**8% INCREASE IN # OF EITC & SPE DONORS**

## EITC & SPE DISTRIBUTED AS NEED-BASED STUDENT AID

These state tax programs allow businesses and individuals to provide need-based aid to support LM students.



# GRATITUDE AND IMPACT REPORT

At Lancaster Mennonite, tuition and fees cover approximately 78% of our programmatic expenses. We rely on the generosity of churches, alumni, businesses, foundations and other generous individuals to help cover the remaining costs.

Your support gives students the chance to learn and grow in a community centered in Jesus. Thank you for your part in this!

## 2024-25 STUDENT DATA



**81%** of AP test takers received 3's or higher and the average score was 3.6

## CLASS OF 2025



**90%** went on to 2-4 year colleges



**5%** went on to service or a gap year



**5%** went into the workforce

## INTERNATIONAL STUDENTS



**32%** increase in international student enrollment

## SPANISH IMMERSION PROGRAM



**113** students are enrolled in the Spanish Immersion program in grades K-8

